









1. Are you a SSAS provider?

		Response Percent	Response Count
Yes		68.4%	26
No		31.6%	12
answered question			38
skipped question			2






2. Do you use an in-house system or a third party system for calculating maximum drawdown?

		Response Percent	Response Count
In-house		68.2%	15
Third Party		36.4%	8
Not Applicable		4.5%	1
answered question			22
skipped question			18



**3. If in-house, would you intend to update your system to remove reference to male/female, or to keep separate male/female tables even though the rates are the same?**

		Response Percent	Response Count
Single table		22.2%	4
<b>Separate tables</b>		<b>50.0%</b>	<b>9</b>
Not Applicable		27.8%	5
		<b>answered question</b>	<b>18</b>
		<b>skipped question</b>	<b>22</b>



#### 4. If in-house, how much lead in time would you require to update your system?

		Response Percent	Response Count
0 – 1 months		44.4%	8
1 – 3 months		22.2%	4
3 – 6 months		5.6%	1
6 – 9 months		5.6%	1
Over 9 months		0.0%	0
Not Applicable		22.2%	4
<b>answered question</b>			<b>18</b>
<b>skipped question</b>			<b>22</b>




#### 5. Are you a SIPP provider?

		Response Percent	Response Count
Yes		76.5%	26
No		23.5%	8
<b>answered question</b>			<b>34</b>
<b>skipped question</b>			<b>6</b>






**6. Do you use an in-house system or a third party system for calculating maximum drawdown?:**

		Response Percent	Response Count
In-house		50.0%	13
Third Party		53.8%	14
Not Applicable		0.0%	0
<b>answered question</b>			<b>26</b>
<b>skipped question</b>			<b>14</b>



**7. If in-house, would you intend to update your system to remove reference to male/female, or to keep separate male/female tables even though the rates are the same?**

		Response Percent	Response Count
Single table		19.0%	4
Separate tables		33.3%	7
Not Applicable		47.6%	10
<b>answered question</b>			<b>21</b>
<b>skipped question</b>			<b>19</b>



### 8. If in-house, how much lead in time would you require to update your system?

		Response Percent	Response Count
0 – 1 months		18.2%	4
1 – 3 months		22.7%	5
3 – 6 months		13.6%	3
6 – 9 months		4.5%	1
Over 9 months		0.0%	0
<b>Not Applicable</b>		<b>45.5%</b>	<b>10</b>
<b>answered question</b>			<b>22</b>
<b>skipped question</b>			<b>18</b>




### 9. Are you a software provider to SIPP and/or SSAS?

		Response Percent	Response Count
Yes		15.2%	5
<b>No</b>		<b>84.8%</b>	<b>28</b>
<b>answered question</b>			<b>33</b>
<b>skipped question</b>			<b>7</b>



**10. Do you intend to update your system to remove reference to male/female, or to keep separate male/female tables even though the rates are the same?**

		Response Percent	Response Count
Single table		40.0%	2
<b>Separate tables</b>		<b>60.0%</b>	<b>3</b>
Not Applicable		0.0%	0
		<b>answered question</b>	<b>5</b>
		<b>skipped question</b>	<b>35</b>



## 11. How much lead in time would you require to update your system?

		Response Percent	Response Count
0 – 1 months		20.0%	1
1 – 3 months		40.0%	2
3 – 6 months		40.0%	2
6 – 9 months		0.0%	0
Over 9 months		0.0%	0
Not Applicable		0.0%	0
		<b>answered question</b>	<b>5</b>
		<b>skipped question</b>	<b>35</b>

**12. CAPPED DRAWDOWN Do you think the reduction to 100% GAD is right given the introduction of Flexible Drawdown?**




		Response Percent	Response Count
Yes		29.0%	9
No		71.0%	22
Don't Know		0.0%	0
<b>answered question</b>			<b>31</b>
<b>skipped question</b>			<b>9</b>

**13. CAPPED DRAWDOWN Do you think the reduction to 100% GAD, whether right or wrong, should have been phased in?**





		Response Percent	Response Count
Yes		50.0%	16
No		50.0%	16
Don't Know		0.0%	0
<b>answered question</b>			<b>32</b>
<b>skipped question</b>			<b>8</b>



**14. CAPPED DRAWDOWN Do you think it a valuable use of taxpayer's money for the Government to look at amending the 100% restriction?**

		Response Percent	Response Count
Yes		54.8%	17
No		35.5%	11
Don't Know		9.7%	3
<b>answered question</b>			<b>31</b>
<b>skipped question</b>			<b>9</b>






**15. FLEXIBLE DRAWDOWN Do you think flexible drawdown has been as popular as you expected?**

		Response Percent	Response Count
More popular		9.4%	3
As popular		21.9%	7
<b>Less popular</b>		<b>56.3%</b>	<b>18</b>
Don't Know		12.5%	4
<b>answered question</b>			<b>32</b>
<b>skipped question</b>			<b>8</b>




**16. FLEXIBLE DRAWDOWN How easy do you find it confirming that the Minimum Income Requirement has been met?**

		Response Percent	Response Count
Always easy		0.0%	0
<b>Usually easy</b>		<b>43.8%</b>	<b>14</b>
Usually difficult		21.9%	7
Always difficult		3.1%	1
Don't Know		31.3%	10
		<b>answered question</b>	<b>32</b>
		<b>skipped question</b>	<b>8</b>

### 17. FLEXIBLE DRAWDOWN What is the most common use of Flexible Drawdown for your clients?

		Response Percent	Response Count
Pay out whole of fund		3.1%	1
Avoid reduction in pension caused by 100% GAD		12.5%	4
<b>Increased flexibility</b>		<b>46.9%</b>	<b>15</b>
Other		9.4%	3
Don't Know.		31.3%	10
<b>answered question</b>			<b>32</b>
<b>skipped question</b>			<b>8</b>




### 18. SCHEME PENSION Do you offer a scheme pension via SSAS?

		Response Percent	Response Count
Yes		28.1%	9
<b>No</b>		<b>62.5%</b>	<b>20</b>
Not Applicable		9.4%	3
<b>answered question</b>			<b>32</b>
<b>skipped question</b>			<b>8</b>

19. To aid our discussion with DWP, bear in mind that this survey is anonymous. If you offer SSAS scheme pension, please could you indicate roughly how many SSAS scheme pensioners you have:

	Response Count
	12
answered question	12
skipped question	28

20. SCHEME PENSION Do you offer scheme pension via SIPP?

		Response Percent	Response Count
Yes		15.6%	5
No		65.6%	21
Not Applicable		18.8%	6
		answered question	32
		skipped question	8

**21. To aid our discussion with DWP, bear in mind that this survey is anonymous. If you offer SIPP scheme pension, please could you indicate roughly how many SIPP scheme pensioners you have:**

	<b>Response Count</b>
	9
<b>answered question</b>	<b>9</b>
<b>skipped question</b>	<b>31</b>

Page 11, Q8. To aid our discussion with DWP, bear in mind that this survey is anonymous. If you offer SSAS scheme pension, please could you indicate roughly how many SSAS scheme pensioners you have:

1	4	Feb 13, 2012 12:05 PM
2	30	Feb 13, 2012 9:24 AM
3	1	Feb 13, 2012 3:04 AM
4	10	Feb 13, 2012 1:52 AM
5	3 but single member SSAS only	Feb 10, 2012 7:47 AM
6	none as yet	Feb 10, 2012 7:44 AM
7	35	Feb 10, 2012 6:19 AM
8	0	Feb 10, 2012 5:10 AM
9	N/A	Feb 10, 2012 4:19 AM
10	0	Feb 10, 2012 3:54 AM
11	5	Feb 10, 2012 3:19 AM
12	0	Feb 10, 2012 3:12 AM

**Page 11, Q10. To aid our discussion with DWP, bear in mind that this survey is anonymous. If you offer SIPP scheme pension, please could you indicate roughly how many SIPP scheme pensioners you have:**

1	10	Feb 13, 2012 9:24 AM
2	5	Feb 13, 2012 8:26 AM
3	150	Feb 11, 2012 3:43 AM
4	10 +	Feb 10, 2012 7:47 AM
5	0	Feb 10, 2012 6:19 AM
6	0	Feb 10, 2012 5:10 AM
7	N/A	Feb 10, 2012 4:19 AM
8	0	Feb 10, 2012 3:54 AM
9	0	Feb 10, 2012 3:12 AM